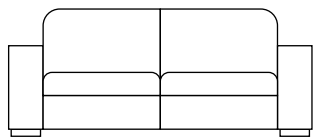
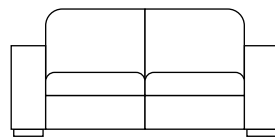


3 LUG C / 2 ASS / 2 SEATS FOR 3

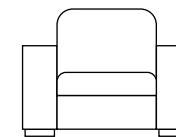
Ass/Seat: 1,10 | 1,00 | 0,90
Comp/Width: 2,50 | 2,30 | 2,10

Ass/Seat (m)	Peso bruto/Gross weight (Kg)	Volume (m³)
1,10	53,70	1,462
1,00	50,00	1,462
0,90	47,00	1,462

2 LUG / 2 SEATS

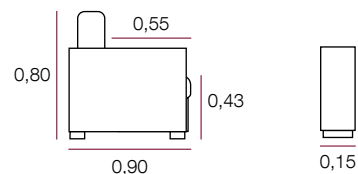
Ass/Seat: 0,60
Comp/Width: 1,50

Peso bruto/Gross weight (Kg)	Volume (m³)
39,50	0,894

1 LUG / 1 SEAT

Ass/Seat: 0,60
Comp/Width: 0,90

Peso bruto/Gross weight (Kg)	Volume (m³)
28,10	0,585

**ASSENTO / SEAT**

- Almofada fixa / Fixed cushion
- Percinta elástica / Elastic strap
- Espuma D-33 Comfort / D-33 Comfort foam
- Plumante / Polyester fiber
- Peso suportado por assento / Supported weight per seat: 120Kg

ENCOSTO / BACKREST

- Almofada fixa / Fixed cushion
- Percinta elástica / Elastic strap
- Espuma D-16 macia / D-16 soft foam



- Plumante / Polyester fiber

BRAÇOS / ARMS

- Espuma D-45 / D-45 foam
- 3 lug: desmontável / 2 seats for 3: Disassemblable
- 2 e 1 lug: fixo / 2 and 1 seats: fixed

PÉS / FEET

- Madeira padrão Imbuia / Imbuia standard wood
- Altura de 12cm / 12cm height
- Desmontado / Disassembled

**ESTRUTURA / STRUCTURE**

- 100% madeira eucalipto de reflorestamento / 100% reforested eucalyptus wood

PRODUZIDO / PRODUCED

- Paraná • Maranhão • Pernambuco

INFORMAÇÕES / INFORMATION

- Fabricado em tecido e sintético / Manufactured in fabric and in synthetic fabric
- Objetos decorativos não acompanham o produto / Decorative objects do not accompany the product